


DISPOSAL OF CARCASS

DANVEER SINGH YADAV

Assistant Professor

Livestock Production Management

College of Veterinary Science and Animal Husbandry
(NDVSU) MHOW

- 
- The primary purpose of **safe disposal** of **carcass** is to ensure the check and spread of disease either to other susceptible animals or humans.

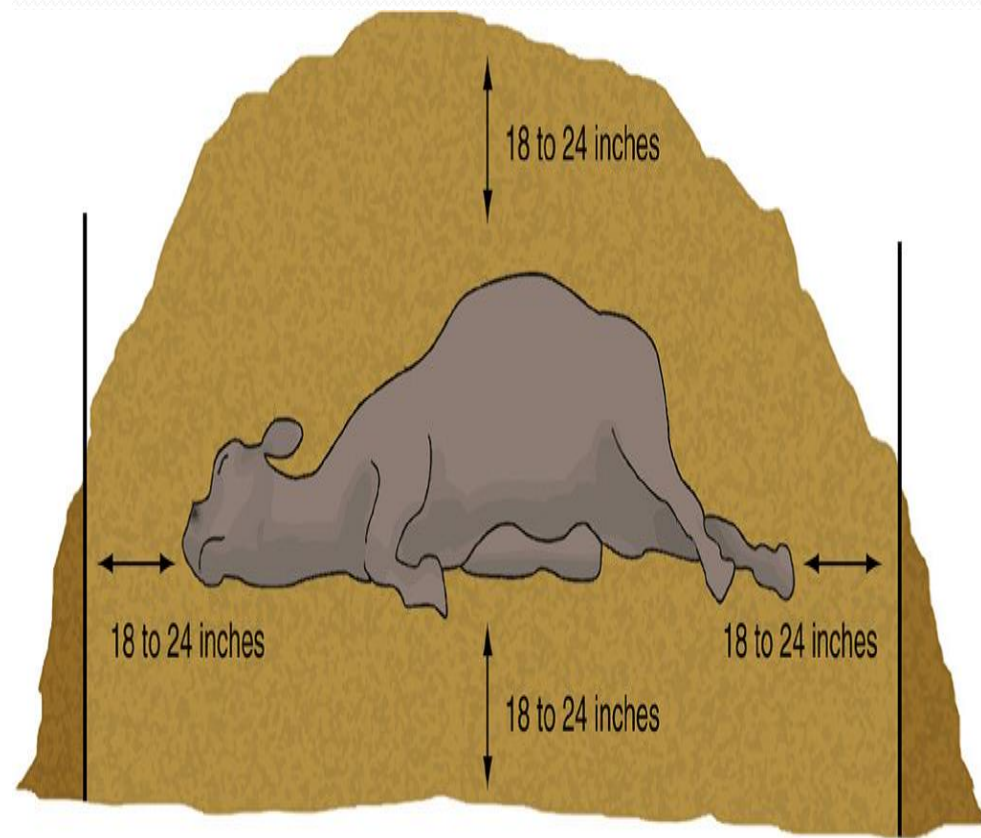
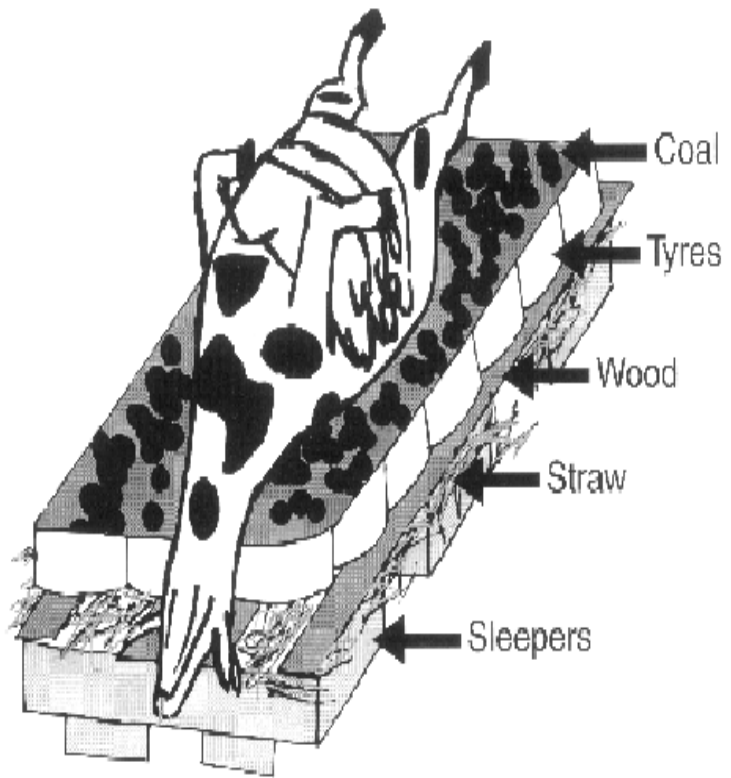
Precaution

- Away from stream of flowing water.
- It is not safe to open carcasses



Burial method of carcasses

- Most common method and safe
- Prevent worms carrying bacterial spores to the surface as well as to prevent carnivorous.
- Deep 1.5 m below the level.
- Spraying kerosene




Burning of carcasses

- Most sanitary method
- The trench should be at least **0.5 m deep** shallower towards the ends, and comparing in width and length to the carcass size.
- **Prevailing wind direction.**
- Trench is filled with wood, some iron bars placed across

Cremation Method

1. Cross trench (pit) method
2. Surface Burning
3. Bo stock pit
 - **Two parallel trenches** about 5 feet long, 9 inches wide and 9 inches deep and 2 feet apart are dug in the direction of the prevailing wind at the site selected for cremation.

- 
- The carcass is placed over the trenches.
 - Coal is placed on and around the carcass.
 - Wood is soaked with paraffin.
 - A small quantity of paraffin saturated straw is added, the fire is then lit.



FLAME GUN METHOD

- **No pit/trench** is required in this method.
- The carcass is placed on ground/corrugated iron sheet and a **powerful flame** directed towards it **destroy the carcass**.
- The time taken depends on the **number of flame guns** used and the **size of the animals**.



Incineration method

- The carcass is incinerated in a destructor/
incinerator at the very high temperature 1300 c.

Thank you